XYS440-A 2軸/2-axis

螺桿驅動
Ball Screw Drive



此圖僅供參考，出貨規格詳見尺寸圖面
The picture is just for the reference. Please check the the actual dimensions on the drawing.

※標準連結滑台不提供同動精度
Assembly accuracy is not guaranteed for the standard multi-axis system.

最大行程 Maximum Stroke

X軸 X axis 1050mm　Y軸 Y axis 550mm

最高速度 Maximum Speed

X軸 X axis 1000mm/s　Y軸 Y axis 1000mm/s

AC伺服馬達容量 AC Servo Motor Output

X軸 X axis 100W　Y軸 Y axis 100W

基本仕樣 Specification

項目 Item	X軸 X axis	Y軸 Y axis
軸型式 Model Type	CFS12	CFS12
位置重複精度 Repeatability (mm)	±0.01	±0.01
螺桿導程 Ball Screw Lead (mm)	20	20
最高速度 Maximum Speed (mm/s) ※3	1000	1000
標準行程 (50間隔) Stroke 50 mm Pitch (mm)	100~1050	50~550
AC伺服馬達容量 AC Servo Motor Output (w)	100	100
使用環境 Environment	0~40°C,85%RH Below	

※3：最高速度(mm/s)是以伺服馬達最高轉速3000rpm/min為基準。
Maximum speed is based on the AC servo motor's 3000RPM.

最大可搬重量 Maximum Payload

Y軸行程 Y Stroke (mm)	50	150	250	350	450	550
Y軸荷重 Y Payload (kg)	12	11	10	9	8	7

※限定水平安裝。
Only for horizontal installation.

型號表示方式 Ordering Method

XYS440 - A 1 - 600 - 450 - T - C - 0001

本體型號 Model

特注式樣 Special Order No.

連結方式 Combination

A	懸臂型 Arm Type

組合方向 Combination Direction

1
2
3
4

X軸行程 X Stroke

100~1050mm
50間隔 50 mm Pitch

Y軸行程 Y Stroke

50~550mm
50間隔 50 mm Pitch

電機安裝標准 Motor installation

T	通用馬達安裝標準:
	三菱 Mitsubishi
	台達 Delta
	安川 Yaskawa
	匯川 Inovance
	等等 Etc
P	松下馬達安裝標準

出貨方式 Delivery Methode

C	連結出貨 By Set
K	單軸出貨 By Kit

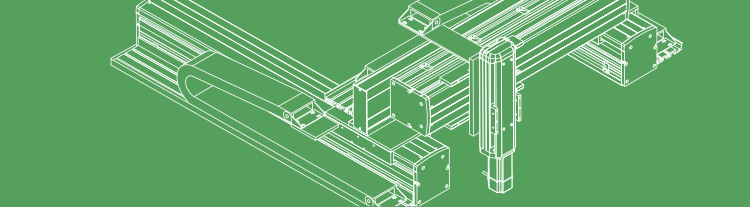

XYS440-A1 尺寸圖 Size

A1 2D CAD 3D CAD ●CAD圖面可至 www.cf16.com 下載●

單位 Unit : mm

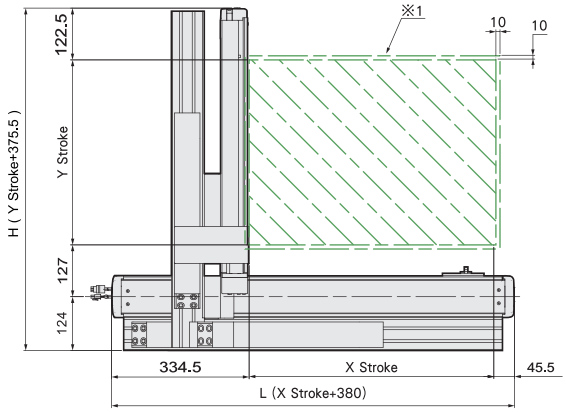

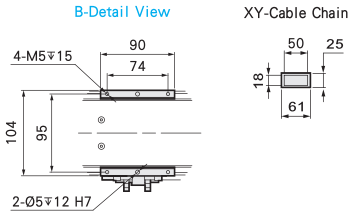

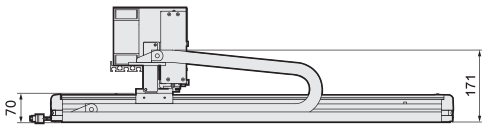

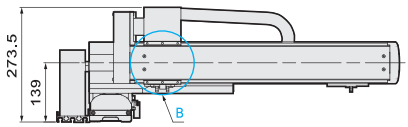

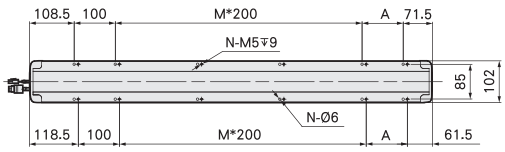

※1:原點回復時的移動範圍及機械極限的停止位置。
The moving range of returning origin, the stop position of mechanical limit.

X軸行程 X Stroke (mm)	100	150	200	250	300	350	400	450	500	550	600	650	700	750	800	850	900	950	1000	1050
L	480	530	580	630	680	730	780	830	880	930	980	1030	1080	1130	1180	1230	1280	1330	1380	1430
A	200	50	100	150	200	50	100	150	200	50	100	150	200	50	100	150	200	50	100	150
M	0	1	1	1	1	2	2	2	2	3	3	3	3	4	4	4	4	5	5	5
N	6	8	8	8	8	10	10	10	10	12	12	12	12	14	14	14	14	16	16	16
最高使用速度 Maximum Speed (mm/s)※4	1000														900	800	700	600	500	400

Y軸行程 Y Stroke (mm)	50	100	150	200	250	300	350	400	450	500	550
H	425.5	475.5	525.5	575.5	625.5	675.5	725.5	775.5	825.5	875.5	925.5
最高使用速度 Maximum Speed (mm/s)※4	1000										

※4:最高使用速度代表該行程內可使用的最高安全速度，若超過此速度，滑台可能會有嚴重共振產生。
Maximum speed is refers to the highest safe speed that can be used in stroke, if more than the strandard speed, it may occur serious resonance.

連結方向 Combination Direction



配件規格 Spec. Details

X軸詳細規格 X-axis Detail Spec. →P283
Y軸詳細規格 Y-axis Detail Spec. →P283
Z軸詳細規格 Z-axis Detail Spec. –
馬達廠牌選定 Motor Brand Options →P641